



# Berkshire

## DIVIDEND STRATEGY

Berkshire Asset Management  
46 Public Square, Suite 700  
Wilkes-Barre, PA 18701  
570.825.2600

“Casual Friday” Commentary

### Casual Friday: Dividend Increase + "Bonds? Vanilla please" – May 6<sup>th</sup> 2022

"TGICF"

#### Dividend Increase Alerts

[PepsiCo Increases Dividend by 7 % \(5.3.2022\)](#) - The Board of Directors of PepsiCo, Inc. (NASDAQ: PEP) today declared a quarterly dividend of \$1.15 per share of PepsiCo common stock, a 7 percent increase versus the comparable year-earlier period.

[Apple Increases Dividend by 5% \(4.28.2022\)](#) - Apple’s board of directors has declared a cash dividend of \$0.23 per share of the Company’s common stock, an increase of 5 percent. The dividend is payable on May 12, 2022 to shareholders of record as of the close of business on May 9, 2022. The board of directors has also authorized an increase of \$90 billion to the existing share repurchase program.

#### Five Chart Friday

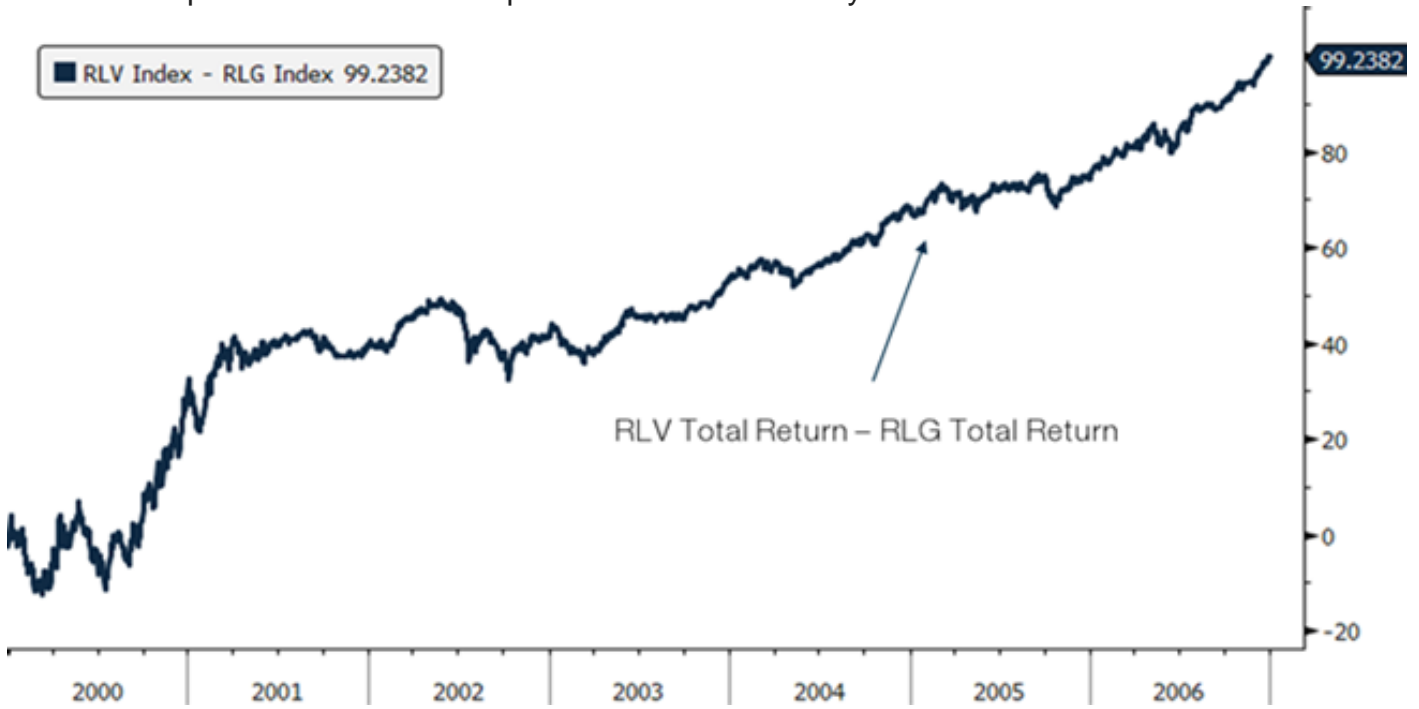
“Is growth still expensive relative to value?”  
On a price to book value basis, it looks like it...



(Source: Bloomberg -- Russell Large Growth Price to Book / Russell Large Value Price to Book)

“How long do these rotations last?”

Sometimes quite a while. Value outperformed Growth for 7 yrs after dot.com bubble...



(Source: Bloomberg -- Russell Large Value Total Return minus Russell Growth Total Return)

Cramer's "Magnificent Seven" -- “Disrupters” once so loved are getting annihilated...

STSLA · [See more](#)



**Stephen Geiger** @Stephen\_Geiger · 4h



Last year Cramer displayed his "Magnificent Seven" stocks.

6 have been killed... one left. [\\$TSLA](#)



158

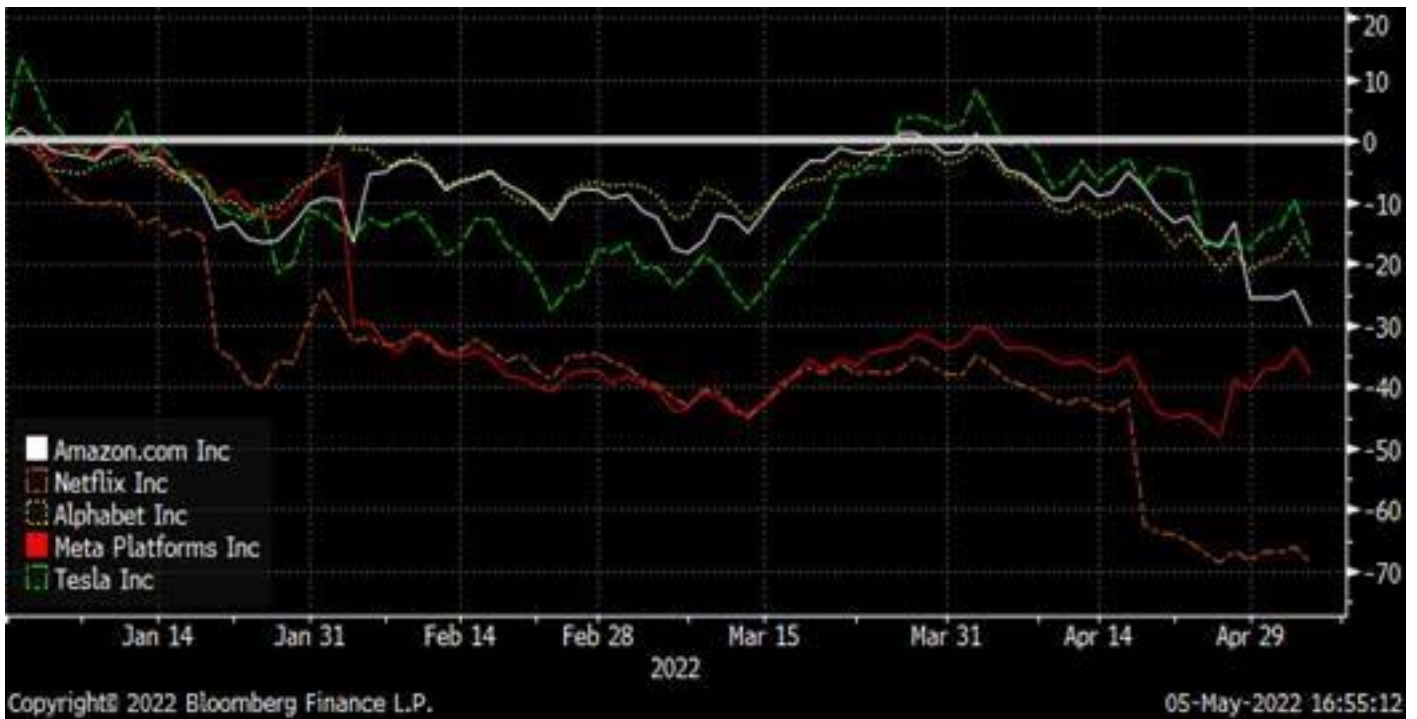
598

2,667



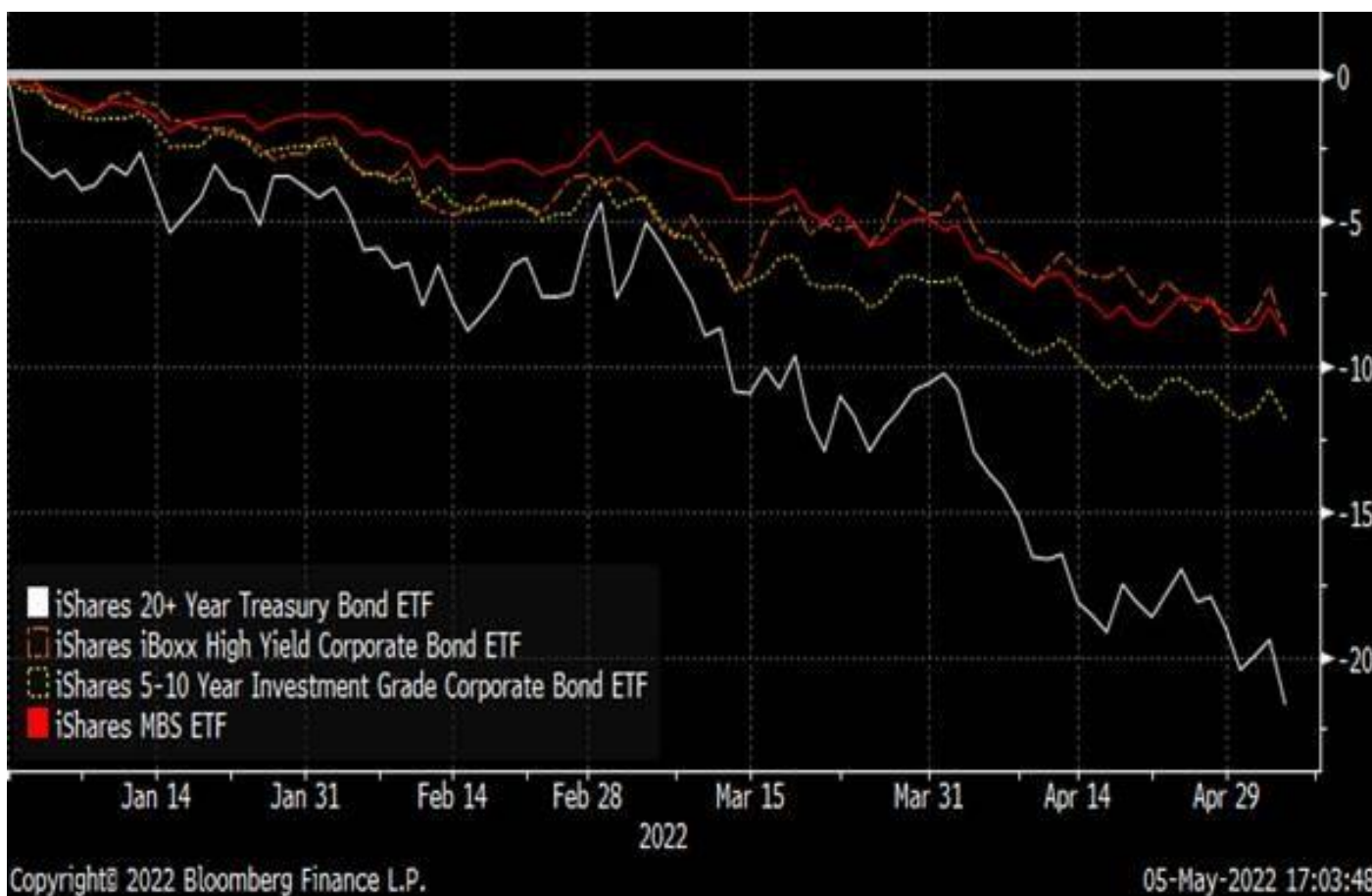
(Source: Twitter)

Sure everyone thought meme stocks were going to get creamed but "it can't happen to big established mega cap stocks right?"



(Source: Bloomberg - YTD Performance through 5.5.2022)

“And don’t worry, fixed income is going to save us” -- I’ll have vanilla, please (read on for meaning/rationale)



(Source: Bloomberg - YTD Performance through 5.5.2022)

We've seen it time and time again. It feels like every time there is a either an equity market blow up (a financial crisis, tightening cycle, or an inverted yield curve) investors often wake up to material losses in their bond portfolio... precisely at the time they needed it to hold steady. Strategies that employ above average duration, leverage, quirky hedges, poor liquidity, foreign securities, low credit quality are popular ways managers and investors stretch for yield. These strategies often tout high returns, low risk and low correlation to equity markets. But there is no "free yield", there is almost always a risk SOMEWHERE. Yet yield hungry investors seemingly can't resist.

These strategies usually work great as rates fall and credit quality is stable. But when those trends reverse (like now) investors end up with a negative surprise. Investors often forgive advisors when equities go down, but they have little patience when the supposed hedge gets pounded too. Buffet said: "You never know who is swimming naked until the tide goes out." This holds especially true for more exotic bond strategies.

We are often asked "what strategies pair well with yours?" We believe a fixed income strategy should seek stability of principal and liquidity above all else. Think: high quality (A+) intermediate term (3-5 year) governments, munis, agencies and corporates. These pair well with high quality dividend oriented equities. So while a bond portfolio like this might sound vanilla and boring, it will rarely embarrass you. i.e. Plain Vanilla

**Going EV?**

## Visualizing All Electric Car Models Available in the U.S.

Have a great weekend!

Regards,  
Gerry

Gerard Mihalick, CFA  
Dividend Strategy Portfolio Manager/Partner  
Berkshire Asset Management, LLC

Office (570) 825 - 2600

[Remove <<Email Address>> from future emails](#)

*Berkshire Dividend Growth SMA is available through various custodians, broker-dealers and UMA providers. This email is Intended for Institutional and advisor use only. This email may make information of third parties available via website links. The Third Party Content is not created or endorsed by Berkshire nor any business offering products or services through it. The delivery of Third Party Content is for general informational purposes only and does not constitute a recommendation or solicitation to purchase or sell any security or make any other type of investment or investment decision. In addition, the Third Party Content is not intended to provide tax, legal or investment advice. the Third Party Content provided to is obtained from sources believed to be reliable and that no guarantees are made by Berkshire or the providers of the Third Party Content as to its accuracy, completeness, timeliness.*

*Any companies referenced, have been done so, solely for illustrative purposes and not based on investment performance or attribution to the overall performance of the strategy. The companies identified herein do not represent all the securities purchased, sold or recommended for client accounts, and you should not assume that an investment in the companies identified was or will be profitable. Berkshire retains the right to revise or modify portfolios and strategies if it believes such modifications would be in the best interests of its clients. Model portfolios may or may not contain any specific security at any time, and decisions to invest should not be made based on the presumed or current composition of any model portfolio - [A complete list of holdings in the Berkshire Dividend Growth Strategy.](#)*

*Berkshire Asset Management, LLC claims compliance with the Global Investment Performance Standards (GIPS®). GIPS® is a registered trademark of CFA Institute. CFA Institute does not endorse or promote this organization, nor does it warrant the accuracy or quality of the content contained herein. To receive GIPS-compliant performance information for the firm's strategies and products, contact Jason Reilly, CFP® Tel: 570-825-2600 or [info@berkshiream.com](mailto:info@berkshiream.com).*

*Definitions: The S & P 500 Index is a market capitalization weighted index of the largest 500 U.S. stocks. It is a market-value weighted index (stock price times # of shares outstanding), with each stock's weight in the index proportionate to its market value. The index is designed to measure changes in the economy and is representative of most major industries. Russell 1000 Growth Index measures the performance of those Russell 1000 companies with higher price-to-book ratios and higher forecasted growth values. The index was developed with a base value of 200 as of August 31, 1992. Russell 1000 Value Index measures the performance of those Russell 1000 companies with lower price-to-book ratios and lower forecasted growth values. The index was developed with a base value of 200 as of August 31, 1992. You cannot invest directly in an index. BEst (Bloomberg Estimates) Earnings Per Share (EPS Adjusted) estimate returns Earnings Per Share from Continuing Operations, which may exclude the effects of one-time and extraordinary gains/losses. Beta is a measure of volatility vs. an index. Upside/Downside capture ratios refer to a portfolios performance as a percentage of either positive returns (upside) or negative returns (downside) vs. an index. Standard Deviation is a measure of total risk. Alpha, Beta and capture ratios are represented as calculated by Morningstar.*

*Risks: Past performance does not guarantee future results. Different types of investments involve varying degrees of risk, and there can be no assurance that any specific investment will either be suitable or profitable for an individual's investment portfolio. Dividends are subject to change, are not guaranteed, and may be cut. Investing based on dividends alone may not be favorable as it does not include all material risks. There is no guarantee any stated (or implied) portfolio or performance objective mentioned by Berkshire can be met. Berkshire's equity style may focus its investments in certain sectors or industries, thereby increasing potential volatility relative to other strategies or indices. The dividend strategy may include bundled services also known as a "wrap fee program". Because there is typically a low turnover in the strategy, this may be more costly for some investors. No one should assume that any information presented serves as the receipt of, or a substitute for, personalized individual advice from a qualified advisor or any other investment professional.*

*Market Commentary, Aggregate Holdings, Securities, Sectors, Portfolio Characteristics Mentioned: No statement made in this presentation shall construe investment advice. This presentation is for informational purposes only. Views, comments or research mentioned is not intended to be a forecast of future events. The mention of any security or sector is not deemed as a recommendation to buy or sell. Any reference to any security or sector is used to explain the portfolio manager's rationale for portfolio decisions or philosophy. Research or financial statistics cited regarding securities or sectors do not contain all material information about them. Any securities mentioned represent a partial list of holdings whereas Berkshire portfolios typically contain approximately 30-40 securities in percentage weightings ranging from 1-5%. A complete list of holdings from a representative account is available upon request. Overall portfolio characteristics mentioned are from a representative account deemed representative of the strategy; data may be compiled from Bloomberg, Baseline or Berkshire estimates. Individual holdings, performance and aggregate characteristics of actual portfolios may vary based on a variety of factors including market conditions, timing of client cash flows and manager discretion. This presentation contains Berkshire opinions and use of Berkshire estimates which are subject to change at any time. Berkshire employees may have personal positions in any securities or sectors mentioned. Charts, presentations or articles may be obtained from third parties and Berkshire does not guarantee their accuracy. \*Platform restrictions may apply. Preliminary returns are based on composite estimates only. Individual accounts will vary.*

*Copyright © 2023 Berkshire Asset Management, LLC, All rights reserved.*